



Kentish Town Vegbox - Performance Report (9 months to end of May 2013)

Quick stats

7.6 Acres of ecological land supported

Spend going direct to local suppliers (fair trade) **73%**

1&7 Staff & Volunteers

Organic and British **100%**

40 Varieties of vegetables

Financial statement

Kentish Town Vegbox Ltd
An industrial and provident society (IPS), registered in the UK
Registration number 31764 R
Regulated by the Financial Conduct Authority

Income and expenditure statement
For our first 9 months of operations (Sept 2012 - May 2013)


Income	£
Vegbox member income	12,340
Start-up loan*	1,600
Start-up grant	1,000
Sundry income	50
Total income	14,990

Expenditure	£	%
Vegetables	8,970	66%
Staff & volunteer costs	1,204	9%
Equipment	1,207	9%
Rent	900	7%
Logistics	475	3%
Marketing	469	3%
Insurance & governance	465	3%
Total expenditure	13,690	100%

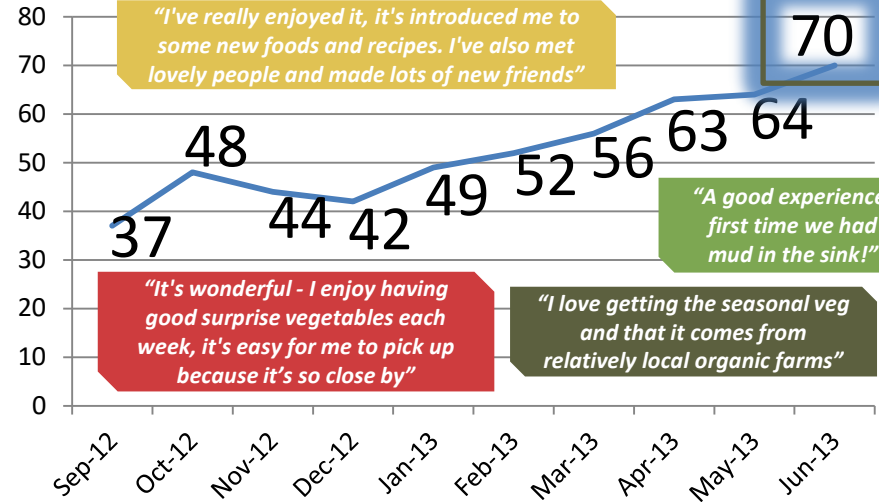
Future liabilities	£
Start-up loan*	- 1,600
Surplus (deficit)	- 300

*0% interest, payable in 4 annual payments starting 1 Aug 2013

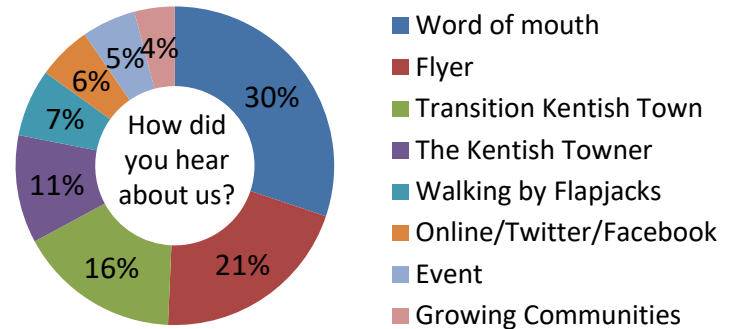
Members' top 6 vegetables



Members



Marketing



Food miles

	Suppliers local to London				Long-distance
Food miles	15 miles	50 miles	70 miles	100 miles	100-400 miles
Value of orders (£)	1,063	696	3,327	2,546	831
% of value of orders	13%	8%	39%	30%	10%